

REVISION HISTORY


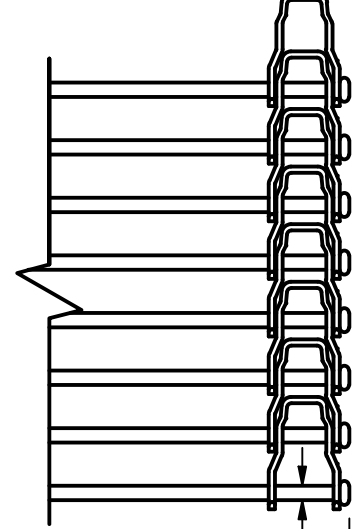
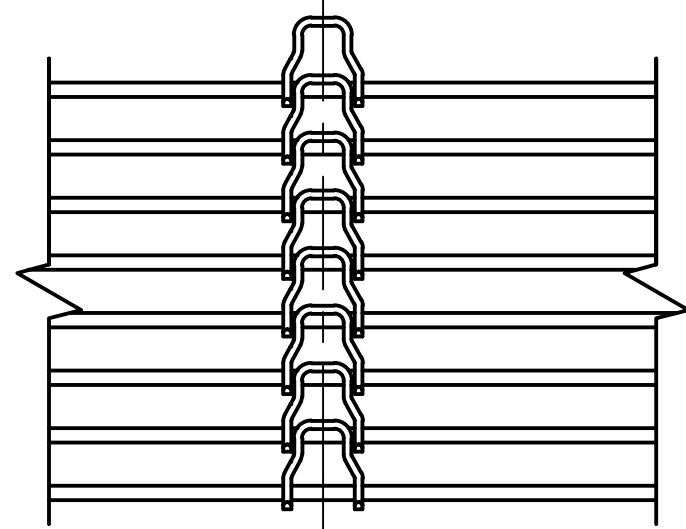
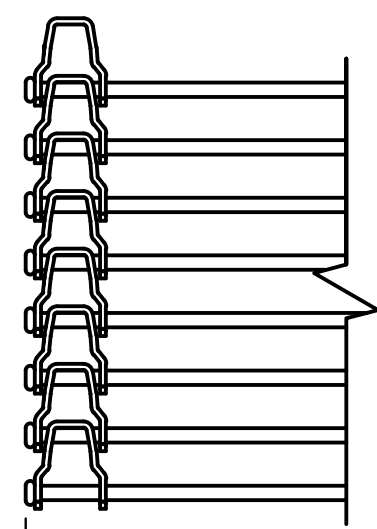
ZONE	REV	DESCRIPTION	DATE	APPROVED
	A	INITIAL RELEASE		

TRAVEL DIRECTION PER ORDER (CCW SHOWN)

INSIDE EDGE

CENTER LINK

OUTSIDE EDGE

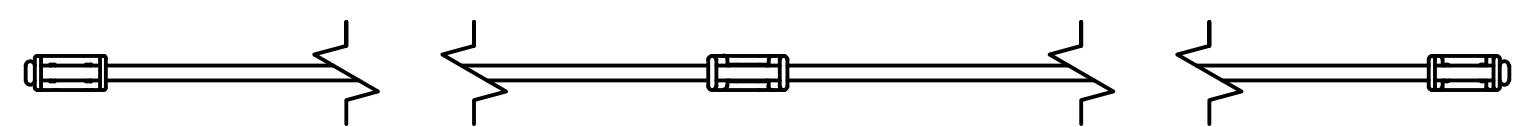


Ø.192 [Ø4.9] ROD

7/16 [11.1]

CENTER LINK LOCATION

NOMINAL BELT WIDTH



THIS DRAWING CONTAINS CONFIDENTIAL INFORMATION AND TRADE SECRETS OF ASHWORTH BROS., INC. IT MAY NOT BE REPRODUCED IN WHOLE OR IN PART OR USED FOR THE BENEFIT OF ANYONE OTHER THAN ASHWORTH BROS., INC. NO RIGHT IS GRANTED TO DISCLOSE OR USE ANY INFORMATION SHOWN ON THIS DRAWING.

NOTES:

- BELT TYPE: SROG075
3/4P SMALL RADIUS OMNI-GRID, ROD ONLY
- MATERIAL: PER ORDER.
- BELT WIDTH: PER ORDER
- CENTER LINK LOCATION: PER ORDER
- TURN DIRECTION: PER ORDER (COUNTERCLOCKWISE SHOWN)

UNLESS OTHERWISE SPECIFIED DIMENSIONS ARE IN INCHES [mm]. DIMENSIONS NOTED ARE NOMINAL VALUES ONLY. ACTUAL DIMENSIONS ARE AFFECTED BY MANUFACTURING SPECS. AND / OR PROCESS CONDITIONS. CONTACT ASHWORTH ENGINEERING FOR MORE DETAIL.

DO NOT SCALE DRAWING

THIRD ANGLE PROJECTION

MATERIAL

TREATMENT

FINISH

CONTRACT / PROJECT NO.	
APPROVALS	DATE
DRAWN NEC	9/29/22
DESIGN NEC	9/29/22
CHECKED NEC	9/29/22
REF ASSEMBLY	
REF PART	
CAD/FILE NAME	SROG075-ROD-ONLY.idw

Ashworth. Ashworth Bros., Inc.
450 ARMOUR DALE, WINCHESTER, VA 22601

TITLE ILLUSTRATION
3/4P SMALL RADIUS OMNI-GRID BELT (SROG075) ROD ONLY

SIZE B	CAGE CODE 96664	DWG. NO. SROG075-ROD-ONLY	REV. A
SCALE NTS	CALC.WT N/A	SHEET 1 OF 1	